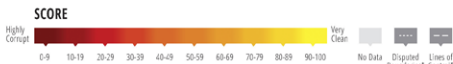


CORRUPTION PERCEPTIONS INDEX 2023

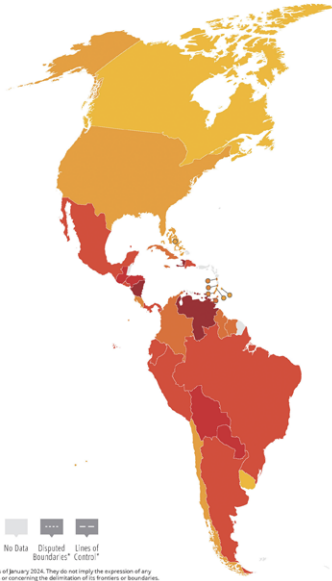
AMERICAS

43/100

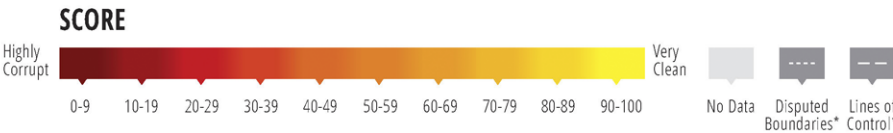
AVERAGE SCORE



*The designations employed and the presentation of material on this map follow the UN practice to the best of our knowledge and as of January 2024. They do not imply the expression of any opinion on the part of Transparency International concerning the legal status of any country, territory, city or area or of its authorities or concerning the delimitation of its frontiers or boundaries.



SCORE	COUNTRY/TERRITORY	SCORE	COUNTRY/TERRITORY
76	Canada	40	Suriname
73	Uruguay	37	Argentina
69	Barbados	36	Brazil
69	United States	35	Dominican Republic
66	Chile	35	Panama
64	Bahamas	34	Ecuador
60	Saint Vincent and the Grenadines	33	Peru
56	Dominica	31	El Salvador
55	Costa Rica	31	Mexico
55	Saint Lucia	29	Bolivia
53	Grenada	28	Paraguay
44	Jamaica	23	Guatemala
42	Cuba	23	Honduras
42	Trinidad and Tobago	17	Haiti
40	Colombia	17	Nicaragua
40	Guyana	13	Venezuela



*The designations employed and the presentation of material on this map follow the UN practice to the best of our knowledge and as of January 2024. They do not imply the expression of any opinion on the part of Transparency International concerning the legal status of any country, territory, city or area or of its authorities or concerning the delimitation of its frontiers or boundaries.

#CPI2023
www.transparency.org/cpi

This work from Transparency International (2024) is licensed under CC BY-ND 4.0 © ⓘ ⓘ